KEY STAGE 3

ACTIVITY PACK INSTRUCTIONS FOR TEACHERS

PART 1

CREATE A BALLOT BOX

Cut out and stick the **BALLOT STICKER** on to an old plant pot

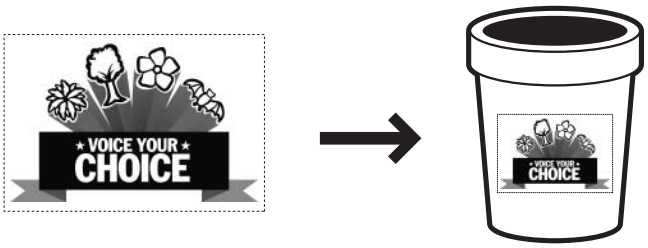

PART 2

CREATE AN ACTIVITY PACK

1 Divide the class up into 4 teams. Calculate the number of students in each team.

Print out one **ACTIVITY PACK** for each student in accordance to their team..

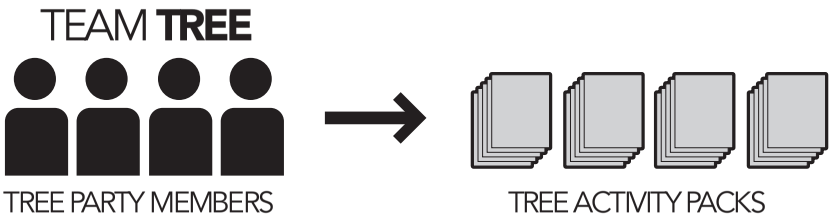

2 Cut out and stick the **PACK LABEL** on to individual A4/A5 Envelopes

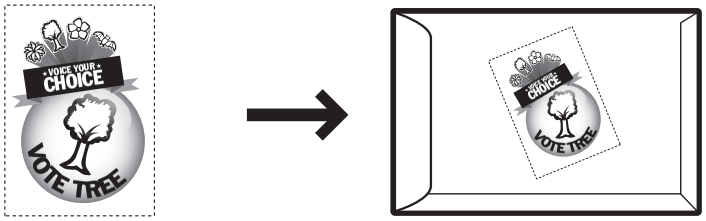

3 Cut out the following sheets and insert one set into each envelope

- **SCENARIO**
- **SPECIES SHEET***
- **BADGE TEMPLATE**
- **CASE RESEARCH SHEET**
- **BALLOT SHEET**

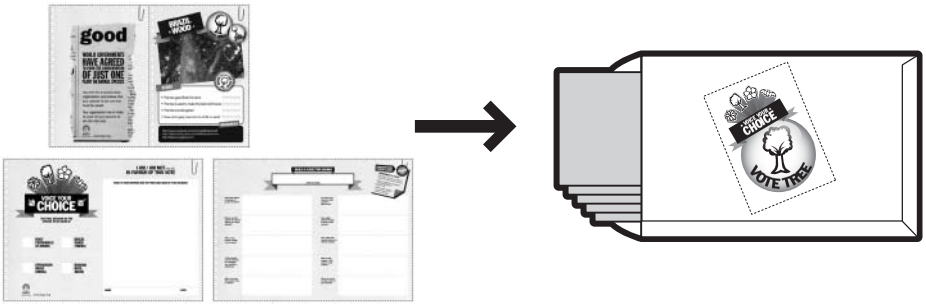

* Choose from a species sheet already populated with an image and key facts or if there's time and capability, choose the blank species sheet template which challenges students to research an images and key facts themselves.